



Blue Solutions for Education



Software solutions designed for the academic community

Academic institutions today recognize they need to share information across organizational lines to develop a thriving, collaborative learning environment.

What's more, they need ways to better understand their evolving environments as a whole, to help grow their institutes in the right direction.

Intelligence gathering and analysis relevant to your institution

Blue is an intelligence gathering and analysis solution that was designed to reach across your institute.

Because of its design, Blue makes it easier for your academic community to discover and share key trends, attitudes, and satisfaction levels. It dramatically reduces workloads while providing critical insight into your institute's overall performance.

What's more, Blue provides distributable tools that members across your institute can use.

Improve Transparency

Blue can help promote excellence in your environment by bringing greater transparency to your academic institution. Whether you are a K-12, elementary, middle, junior high, or high school, trade school, community college, four-year college, or university, Blue can help you easily collect, manage, analyze, and communicate anonymous response data from various stakeholders within your community.

Blue applications for Education

Institutional Research

- Instructor/course evaluations
- Faculty/student/alumni surveys
- Survey tools for policy research
- Automatic student departure surveys
- Online placements tests
- Performance indicators

Human Resources

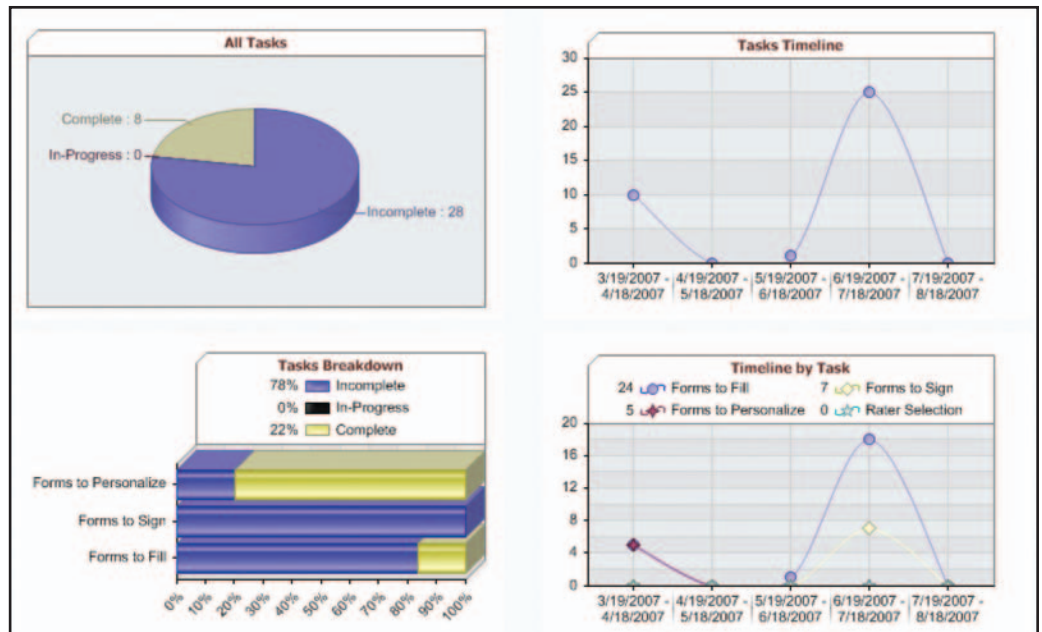
- Performance appraisals
- Staff 360 feedback reviews
- Psychometric assessments
- Developmental needs analysis
- Exit interviews
- Climate surveys

Students

- 360 feedback for soft skills development
- Student surveys
- Online practice tests
- Student-run surveys

Instructors

- Faculty appraisals
- Online tests/exams management
- Faculty surveys
- Data gathering and analysis tools for research projects



Institutional Research

▲ Instructor/course evaluations

Blue was designed to handle numerous, complex relationships. Thousands of evaluation forms, all with the correct student, instructor, and course information, can be created and distributed in minutes. These are then gathered and stored for sophisticated analysis that anyone with the proper login credentials can perform.

Blue's evaluation forms are customizable to include instructors' specific questions.

Dramatically reduce time and effort spent on this labor-intensive task, and communicate key information more effectively to various stakeholders in your community.

■ Faculty/student/alumni surveys

Create surveys for anyone whose contact information you have on file. Blue provides step-by-step instructions for creating, distributing, gathering, and analyzing these surveys.

Blue is the only application that allows you to automatically send surveys following an event, such as student departures, student enrolment, or staff/student/alumni complaints.

★ Online placement tests

Automate your placement test process with online tests that can be easily created and automatically graded and stored. Blue provides several grading options such as positive/negative logic and partial marks.

● Performance indicators

With Blue, you can create and measure key performance indicators in your surveys by weighting significant questions more heavily and grouping questions together.

Students

● 360 feedback for soft skills development

Academic institutions can implement 360 reviews for their students, providing hands-on, state-of-the-art teaching technology that assesses soft skills in addition to technical skills.

■ Student surveys

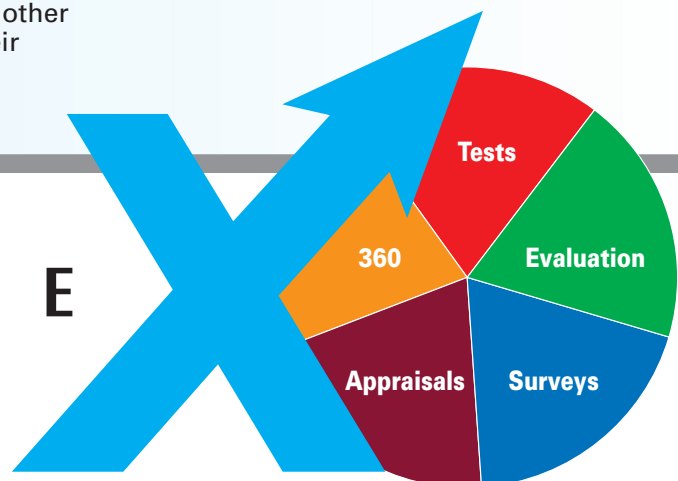
Because Blue tools are distributable, students can create the surveys they want to gain insight on issues that are of concern to them.

★ Online practice tests

Students can post old tests, practice tests, or other useful resources to help them prepare for their exams. These tests can then be accessed from anywhere with a Web browser.

- ★ = Test
- ▲ = Evaluation
- = Surveys
- ◆ = Appraisals
- = 360

B L U E



Human Resources

◆ Performance appraisals

Blue automates the creation, distribution, gathering, and analysis of appraisals. Because Blue is flexible, you can easily mimic your unique hierarchy and workflow processes.

● Staff 360 feedback reviews

With Blue/360, academic institutions can more accurately assess developmental needs with a review process that considers feedback from self, peers, subordinates, and directors.

■ Climate surveys

Blue integrates easily with the data your institute has already invested in gathering and housing. This means your surveys don't repeat tedious questions such as name, class, and ID number, and your analysis incorporates key information you keep on file.

★ Psychometric/developmental needs assessments

Assess an individual's ability or personality in a measured and structured way with psychometric tests that can be administered online.

■ Entry/exit interviews

Blue is the only application that allows you to automatically send follow-up forms for events such as voluntary departure, hiring, or end of probationary period.

★ Certification qualification

Post certification qualification tests online. End-users need only a Web browser, Internet connection, and the correct login credentials to access the test.

Instructors

◆ Faculty appraisals

Blue provides a performance management system for the lengthy documentation requirements of faculty reviews. Record goals/objectives, digitally sign and submit forms, and ensure confidentiality with multiple authentication levels for report viewing.

★ Online tests/exams management

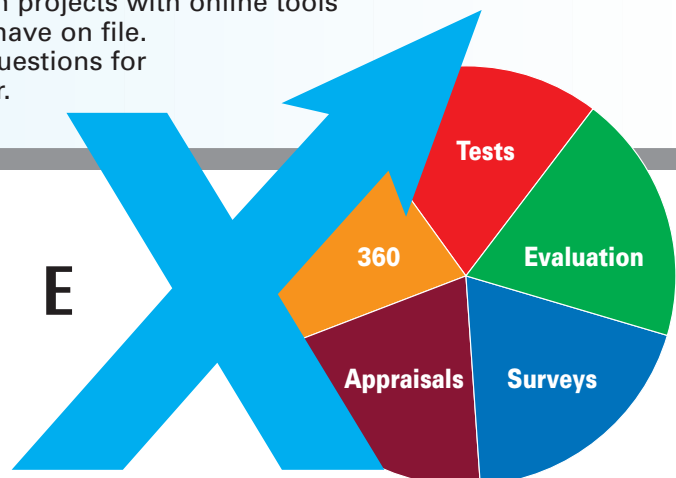
Instructors can automatically distribute, grade, and store the online tests, quizzes, and exams they need. Tests can include any type of question and attach images or exhibits.

■ Data gathering research tools

Instructors and students can conduct research projects with online tools for surveying or testing any population they have on file. Key indicators can be created by weighting questions for emphasis and/or grouping questions together.

- ★ = Test
- ▲ = Evaluation
- = Surveys
- ◆ = Appraisals
- = 360

B L U E





Providing a window on your world

Blue is an intelligence gathering and analysis system that was designed to reach across your academic institution. Because Blue resides in a connected environment, vital, relevant feedback can be easily shared with the people who need to see it, in a secure manner.

The Blue difference

Single sign-on capability

Blue connects with your current authentication source, providing the maximum security you have available. Once they are signed into the institute's system, end users don't have to login again to access Blue applications.

Sophisticated role management

Blue provides varying levels of access, so you can customize who has access to what. Create authentication levels that provide different levels of access to form creation, form completion, analysis and report viewing.

100% Web-based

Communicate with a large audience without hiccups: No plug-ins, Active-X controls, or special tools required; and only one machine to maintain. Blue is accessible 24 hours a day, seven days a week from any location with a Web browser and an Internet connection.

Automatic reminders that raise response rates

Blue sends automatic email reminders to people who have not responded. You set the frequency and number of email reminders to be issued. These reminders have been proven to increase response rates.

Shorter, more efficient forms

Eliminate redundant questions such as name, age, ID number, course, instructor, department, or year thanks to easy integration with in-house data.

Centralized collaboration environment

Blue is 100% Web-based so anyone with the appropriate login credentials, training, and a Web browser can create, gather, and analyze the tests, surveys, and evaluation forms they need.

Meaningful analysis

Analyze results by any category you keep on file, for demographic comparisons, response pattern comparisons, time period comparisons, or any combination of these, for analysis that is relevant to your environment within or across academic units.

Faster response to critical situations

Respond immediately to "high alert" situations, such as voluntary departure due to alleged discrimination or harassment. Blue sends automatic notification emails when red flags are triggered - you set the red flags and the recipients of notification emails.

eXplore-U.com

eXplorance provides companies, educators, government, and non-profit organizations with 100% Web-based software for intelligence gathering and analysis. eXplorance software can access any data within an organization, no matter the format or location, to help executives view and understand their organizations better.

eXplorance Blue™ software supports 3.7 million users in locations around the world, including Stanford University, Babson College, Hong Kong International School, RMIT University, University of Chicago, University of Texas, LendingTree, the National Bank of Canada, Olympus, Sandia National Laboratories, the ServiceMaster Company, Unilever, and the Government of British Columbia. Founded in 2003, eXplorance is a privately held corporation based in Montreal, Canada.



1224 Stanley, Suite 205
Montreal, Quebec
Canada H3B 2S7
Toll free +1.877.938.2111
Fax +1.514.938.5277

email: info@explorance.com
www.explorance.com